



GATHERING GRACE HOME



Thank you!

I hope you and your littles enjoy these activity bundles as much as mine do!

Please remember that these are for personal use only.

Files may not be shared, altered, or reproduced.

Please contact me if you have questions at

nicolette@gatheringgracehome.com.

Be sure to follow my blog for more at www.gatheringgracehome.com

When you subscribe you'll gain access to my **FREE** Printables Library!

Be sure to share on social media and tag me [@gatheringgracehome](https://www.instagram.com/gatheringgracehome)

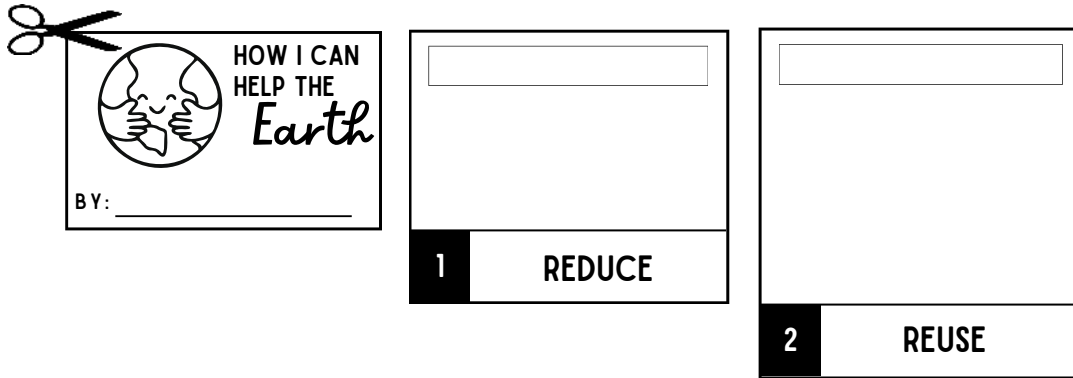
I can't wait to see your activities!



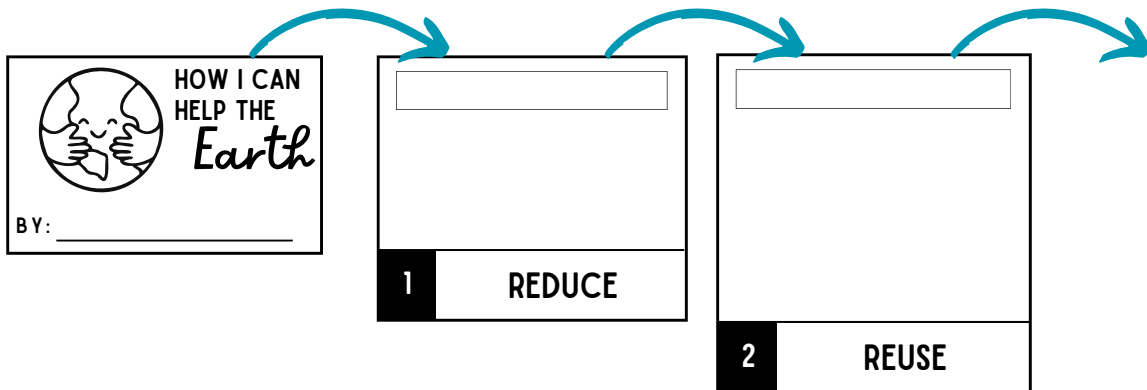
HOW I CAN HELP THE EARTH

FLIP BOOK


- 1 Ask child to complete how they can reduce, reuse, and recycle. They can choose to write or draw a picture.
- 2 When they finish ask them to cut the 4 boxes (pages) out.



- 3 Tell students to glue or staple the pages together, one onto the other, following the numbers.



- 4 The Flip Book will look like this:



- 5 Lastly, ask your child to share their book with the family!



- 1** Complete with the 3 R's, Reduce, Reuse, Recycle. Draw or write.
- 2** Cut the boxes and glue or staple them in order.



HOW I CAN
HELP THE
Earth

BY: _____

GLUE OR STAPLE HERE

1 **REDUCE**

GLUE OR STAPLE HERE

2 **REUSE**

GLUE OR STAPLE HERE

3 **RECYCLE**